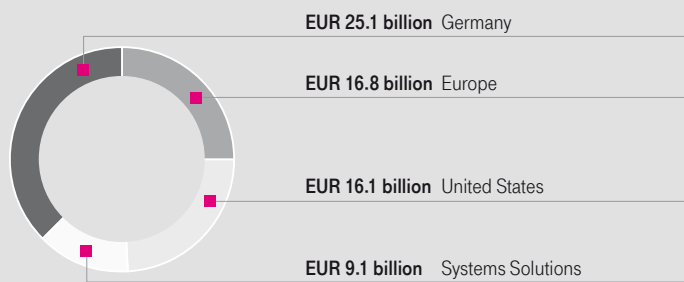



Development of business in the operating segments.

Share of operating segments in net revenue of the Group.




Share of Group Headquarters & Shared Services of EUR 2.2 billion and reconciliation of EUR -6.9 billion.

Share of operating segments in adjusted EBITDA.



Share of Group Headquarters & Shared Services of EUR -0.9 billion and reconciliation of EUR -0.1 billion.

Share of operating segments in EBIT.



Share of Group Headquarters & Shared Services of EUR -2.5 billion and reconciliation of EUR -0.1 billion.